

## Wave, handle kit for rebated doors - blind



### Description

Patented flush handle with axial movement in blind version, easy to be installed and used.

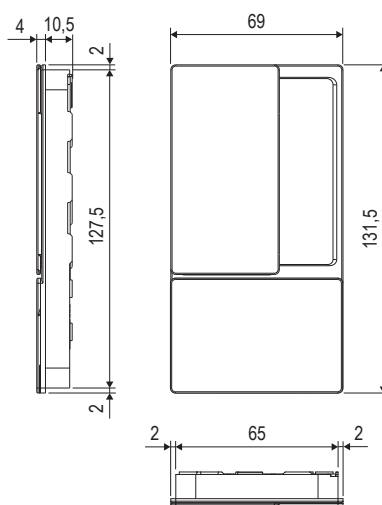
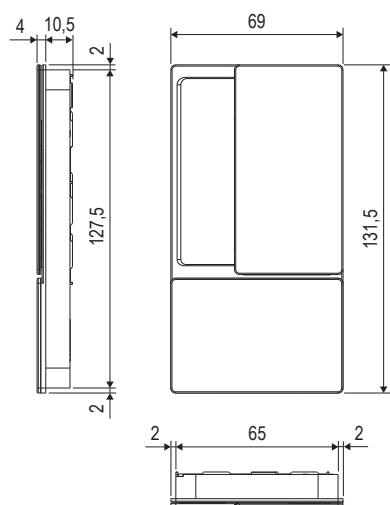
**Use**





To be coupled with Polaris Wave in all the applications where it is required a flush handle (in-line doors, wooden walls, etc) even on doors that have been already drilled for a traditional lock.

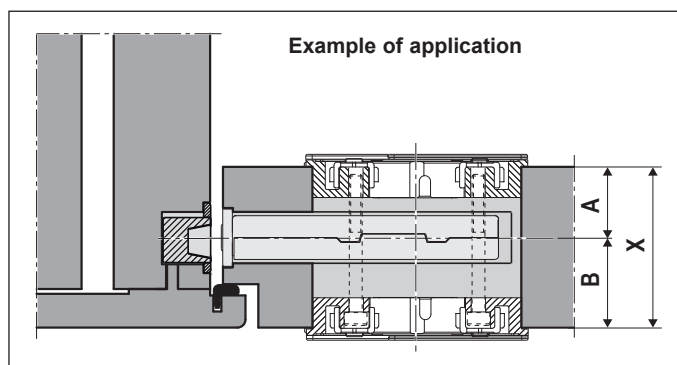
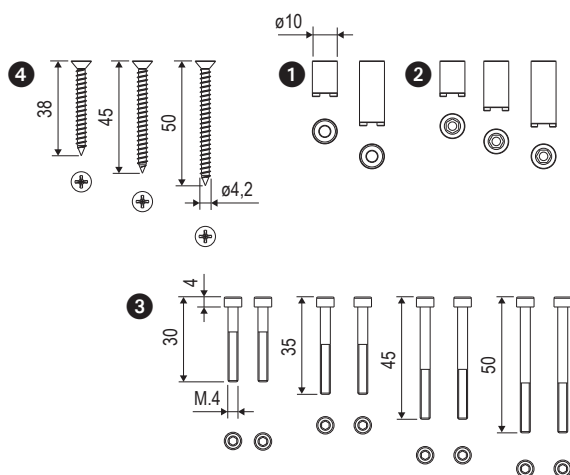
## Fastening

Make reference to the assembly installation and application fields.






**Note.** The diagrams for the handle housing are provided on the technical catalogue page for the Wave locks.



ACCESSORIES CHOICE						
Sash details			Accessories			
X	A	B				
			①	②	③	④
38	19	19	13	13	30	38
40	19/20	21/20	13	13	35	38
44	19	25	13	18,7	35	45
45	19	26	13	18,7	35	45
50	19,5	30,5	13	25,2	45	50
50	22	28	13	18,7	45	45
55	21	34	13	25,2	45	50
60	30	30	24,7	25,2	50	50
60	33,5	26,9	24,7	18,7	50	50



### Content of the kit

				
2	M4x30 M4x35 M4x45 M4x50	4x38 4x45 4x50	L13 L24,7	L13 L18,7 L25,2

## Order Specifications

Article
B30000.00.XX

**Note.** Refer to the price list in force to check the availability of the finishes.